

# DELHI PUBLIC SCHOOL BALCO

Dear Parents

As school is closed on account of unfortunate global pandemic, we at DPS BALCO have decided to engage students in meaningful learning activities. We all are working from home and preparing assignments and worksheets besides study material.

We expect you to supervise your ward in completing these tasks. You may ask them to use any unused notebook for this purpose.

In days to come we will upgrade this process. You will be informed through SMS about these.

**YOU MAY ASK YOUR WARD TO USE ANY AVAILABLE NOTEBOOKS INCLUDING OLD OR UNUSED OR HALF USED NOTEBOOKS.**

Sd/-

**Kailash Pawar**  
**Principal**

① ②

CLASS - II  
LOOKING BACK (EVS WORKSHEET)

1) Fill in the blanks: —

- a) We use \_\_\_\_\_ to hold things.
- b) \_\_\_\_\_ is used to smell things.
- c) Rise early in the \_\_\_\_\_ and \_\_\_\_\_ early at night.
- d) Inside the head we have our \_\_\_\_\_.
- e) A pair of \_\_\_\_\_ is present in the chest.

2) Match the column: —

- |                    |                                 |
|--------------------|---------------------------------|
| a) Internal organs | (i) Pumping organ               |
| b) Heart           | (ii) Before and after eating    |
| c) Skin            | (iii) Largest part of the body. |
| d) Exercise        | (iv) Present inside our body.   |
| e) Wash hands      | (v) Daily.                      |



3.) Answer the following questions:— (2)

a) What are sense organs? Give any 2 examples.

b) What are the five things that we must follow to stay healthy?

c) How does the brain help us?

4.) Draw and colour any two sense organs.

# DELHI PUBLIC SCHOOL BALCO

Dear Parents

As school is closed on account of unfortunate global pandemic, we at DPS BALCO have decided to engage students in meaningful learning activities. We all are working from home and preparing assignments and worksheets besides study material.

We expect you to supervise your ward in completing these tasks. You may ask them to use any unused notebook for this purpose.

In days to come we will upgrade this process. You will be informed through SMS about these.

**YOU MAY ASK YOUR WARD TO USE ANY AVAILABLE NOTEBOOKS INCLUDING OLD OR UNUSED OR HALF USED NOTEBOOKS.**

Sd/-  
**Kailash Pawar**  
**Principal**

## DELHI PUBLIC SCHOOL BALCO LOOKING BACK


**Class : II**

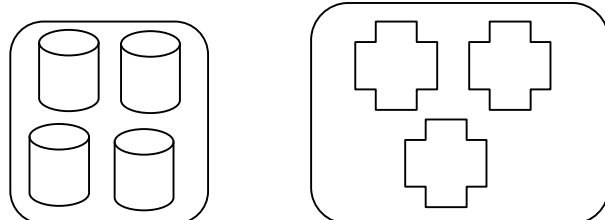
**Subject: Mathematics**

### 1. Fill in the blanks :

- 3 is between \_\_\_\_\_ and \_\_\_\_\_
- 8 is just after \_\_\_\_\_
- 2 is just before \_\_\_\_\_
- 9 is between \_\_\_\_\_ and \_\_\_\_\_

### 2. Colour the set that has more objects :

a.  The first box contains 10 stars (two rows of five). The second box contains 12 smiley faces (two rows of six).

b.  The first box contains 4 cylinders (two in the top row, two in the bottom row). The second box contains 3 crosses (two in the top row, one in the bottom row).

3. Fill in the blanks with correct sign  $<$ ,  $>$  or  $=$ .

a.  $5$  \_\_\_\_\_  $8$

c.  $4$  \_\_\_\_\_  $2$

b.  $6$  \_\_\_\_\_  $6$

d.  $9$  \_\_\_\_\_  $5$

4. Write in increasing order :

a.  $1$ ,  $5$ ,  $0$ ,  $10$

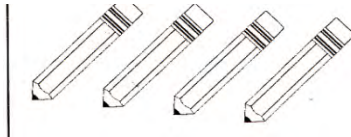
---

b.  $4$ ,  $8$ ,  $7$ ,  $9$

---

5. Starting from the left , colour the correct picture :

a. Third  $\rightarrow$



b. Fifth  $\rightarrow$



6. Add :

a.  $4 + 0 =$  \_\_\_\_\_

b.  $5 + 5 =$  \_\_\_\_\_

7. Subtract :

a.  $10 - 8 =$  \_\_\_\_\_


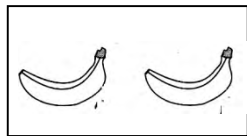
b.  $9 - 9 =$  \_\_\_\_\_

8. Look at the picture and fill in the blanks :

a. There are \_\_\_\_\_ bananas

b. There are \_\_\_\_\_ apples

c. There are \_\_\_\_\_ fruits altogether.



\*\*\*\*\*

DPS, BALCO (2020-21)  
WORKSHEET - I  
CLASS - II, HINDI

Page : \_\_\_\_\_  
Date : / /

प्र० ① हिन्दी स्वर माला लिखें।  
(अ से आः तक)

प्र० ② हिन्दी व्यंजन माला लिखें।  
(क से ख तक)

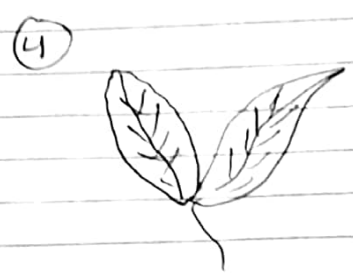


प्र० ③ बारह खड़ी लिखें।  
उदा० ⇒ त ता ति ती तु तू ते ती  
क ⇒

ख ⇒

ग ⇒

घ ⇒

प्र० (4) चित्र पहचानकर नाम लिखें।



प्र० (5) बिना मात्रा वाले दो, तीन व चार अक्षर वाले पाँच-पाँच शब्द लिखें।

कल

कनक

अजगर

प्र० (6) इन अक्षरों का उपयोग करके दस नए शब्द बनाइए।


का, म, ला, जा, ता,  
न, पा, दा

---

**TOPIC – NOUNS ( COMMON & PROPER)**

→ All naming words are also called nouns .

Nouns can be of two types :



**Common nouns** are common names of people , places , animals and things . For example : girl , park , dog , pen etc.

**Proper nouns** are special names for people , places , animals, things, days and months .They always begin with a capital letter.

**Read these sentences :**

- A girl is playing with a dog in the park.

The words girl, dog and park are common names . They are **common nouns**.

- We go to Kiddy Park every Sunday.

The words Kiddy Park and Sunday are special names. They are **proper nouns**.

**Q1. Read these sentences and underline the common nouns :**

- a) Cats can climb trees .
- b) Delhi is a big city .
- c) I can ride a cycle.
- d) There is a bus on the road.
- e) The boys are playing in the park.



**Q2. Zubair is telling us something .Read the sentences and circle the proper nouns. One has been done for you.**

- a) My name is Zubair.
- b) I live in Chennai.
- c) Mohsin is my brother.
- d) We study at Brook School.
- e) We have a pet dog named Boxer.

**Q3. Read the given passage carefully and answer the questions that follow:**

Rita is a cute ,small girl .She is seven years old . She lives at Korba with her family. Rita loves to eat mangoes in the summer season. There is big mango tree in front of Rita's house.

a) Who is Rita?

Ans \_\_\_\_\_

b) How old is Rita?

Ans \_\_\_\_\_

c) Where does Rita live ?

Ans \_\_\_\_\_

d) What does she love to eat in summer season ?

Ans \_\_\_\_\_

e) What is there in front of Rita's house ?


Ans \_\_\_\_\_

f) In the above passage , underline all the common nouns and encircle all the proper nouns.

**Q4. Rearrange the letters to form meaningful words :**

- a) LUFOJY - \_\_\_\_\_
- b) ESTORF - \_\_\_\_\_
- c) INTWRE- \_\_\_\_\_

**Q5. Draw , colour and write five sentences about a tree.**



---

---

---

---

---

---

- 
- Note : 1) You can use any old notebook (of 4 – lines ) to write answers .**  
**2) First write questions and then answers .**  
**( Parents can help their children in writing the questions )**  
**3) No need to copy down the unseen passage .**